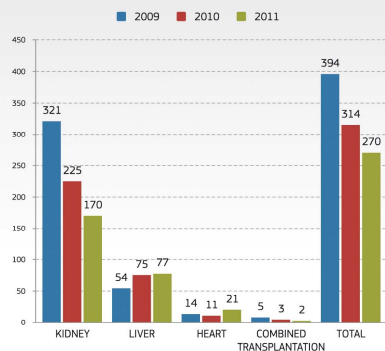
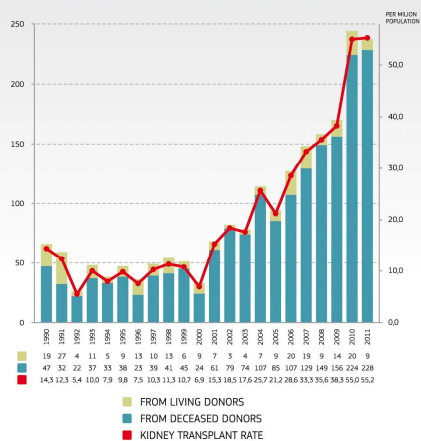


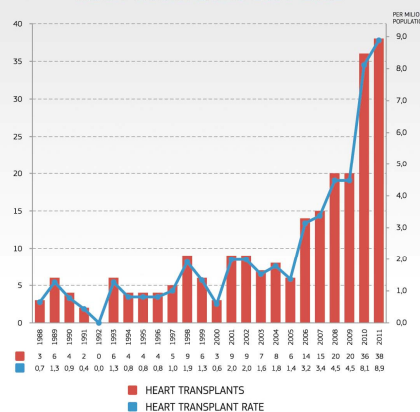
WAITING LIST 2009-2011 (status on 31.12.)



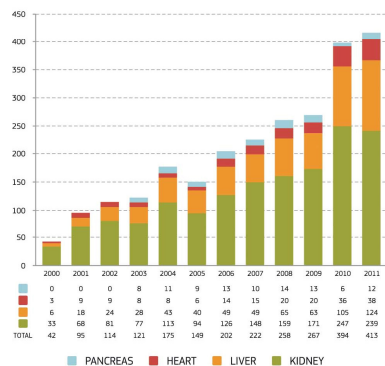
KIDNEY TRANSPLANTS 1990-2011



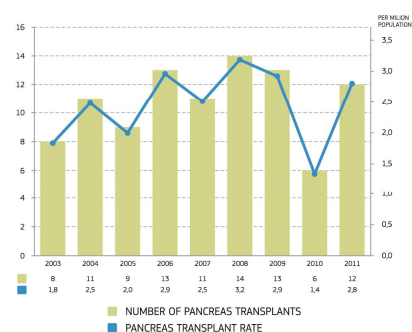
HEART TRANSPLANTS 1988-2011



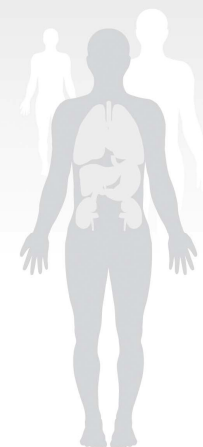
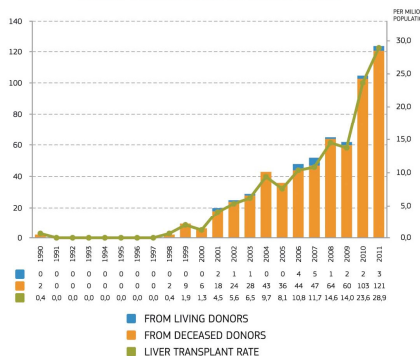
NUMBER OF TRANSPLANTED INDIVIDUAL ORGANS IN CROATIA 2000-2011 (from living and deceased donors)



PANCREAS TRANSPLANTS 2003-2011



LIVER TRANSPLANTS 1990-2011



transplantacija@miz.hr
www.miz.hr
facebook: govorim donorski

RHDC CROATIA
Regional Health Development Center
Organ Donation and Transplant Medicine



REPUBLIC OF CROATIA
MINISTRY OF HEALTH

results for the year 2011
TRANSPLANTATION PROGRAM
Republic of Croatia



Annual Report



MINISTRY OF HEALTH

As Croatia has entered the final preparation stage to become a full member of the European Union, the Croatian healthcare system is facing many new challenges and dynamic changes.

In the field of transplantation, Croatia is a full member of Eurotransplant, a prestigious international organization for exchanging organs between countries. From the year 2007, Croatia has successfully fulfilled all conditions and shown exceptional readiness for high level international, organizational, and expert requirements in the segment of transplant medicine.

In the last few years, the number of donors and transplantations in most European countries stagnated, while Croatia recorded a phenomenal „boom“ in the donor and transplantation program, positioning Croatia as the world leader with the highest rate of utilized donors.

Thanks to the record number of organ donations in the year 2011, a new record has been set in transplantation to date: total transplantations: **413** organs, of that **239** kidneys, **124** livers, **38** hearts and **12** pancreases.

- 34,9 actual donors per million population,
- 33,5 utilized donors per million population,
- 93 transplanted organs per million population,
- 53,6 transplanted deceased kidneys per million population,
- 28,2 transplanted livers per million population,
- 8,8 transplanted hearts per million population.

Compared to the 2010, the following improvements were recorded:

- 13 % increase in number of donors
- 4 % increase in number of transplantations
- 14 % decrease on the wait list

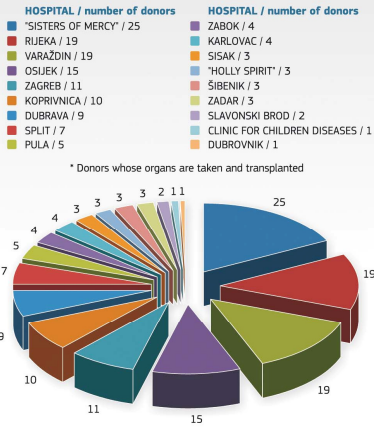
Results achieved in 2011 are the crown efforts of many years of enthusiasm of health workers, organizational efforts and systematic investing in developing transplantation medicine, founded on a unique commitment to the discipline and health administration support for the transplantation program to be a national public health interest for the Republic of Croatia.

In 2011, under the patronage of the World Health Organization, Croatia inaugurated the Regional Health Development Center for the South Eastern European Health Network (SEHN) to develop donor programs and transplantation medicine, aiming to advance collaboration and support development of transplantation programs throughout the Region.

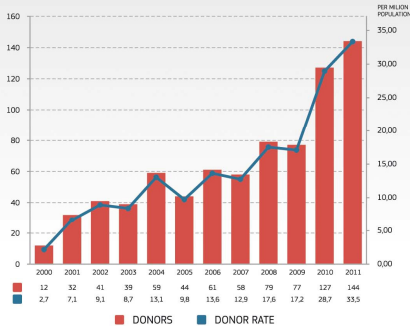
„All that can serve for life, sin is buried.“

John Paul II.

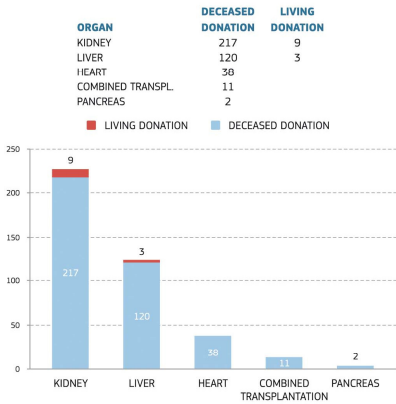
NUMBER OF UTILIZED* ORGAN DONORS PER HOSPITALS 2011



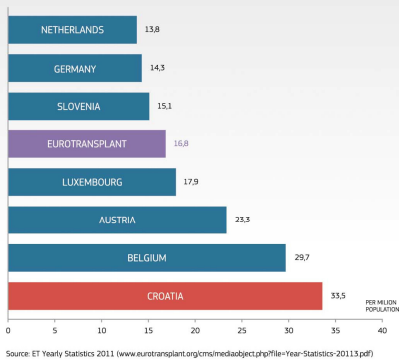
NUMBER OF DONORS AND DONOR RATE 2000-2011



NUMBER OF TRANSPLANTS PER ORGANS 2011

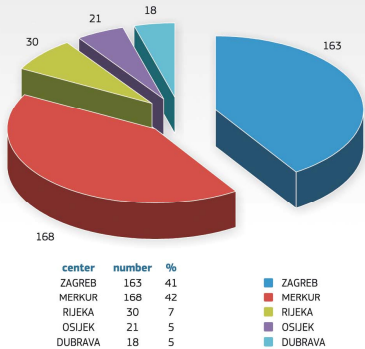


DONOR RATE IN EUROTRANSPLANT 2011

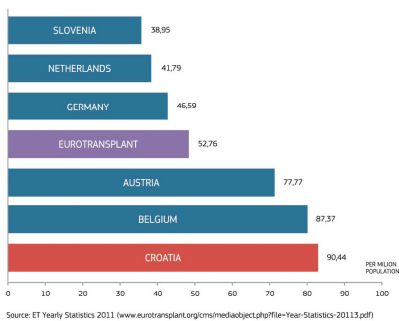


Source: ET Yearly Statistics 2011 (www.eurotransplant.org/cms/mediaobject/et/etFile+Year+Statistics+20113.pdf)

TOTAL NUMBER OF TRANSPLANTS PER TRANSPLANT CENTERS IN 2011 (from living and deceased donors)

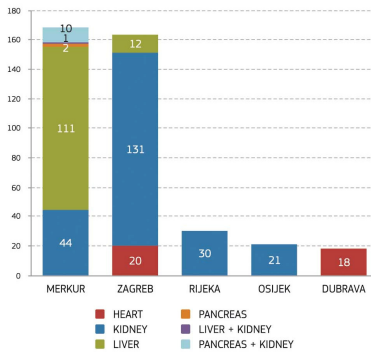


TRANSPLANT RATE IN EUROTRANSPLANT 2011



Source: ET Yearly Statistics 2011 (www.eurotransplant.org/cms/mediaobject/et/etFile+Year+Statistics+20113.pdf)

NUMBER OF TRANSPLANTS PER TRANSPLANT CENTERS 2011 (from living and deceased donors)



EUROTRANSPLANT www.eurotransplant.org